



2010-2011 GMT Reports for District (or Undistricted) **District 386**

GMT: **Open**

Location: **CHINA**

GMT CA: **NA**

CLUBS

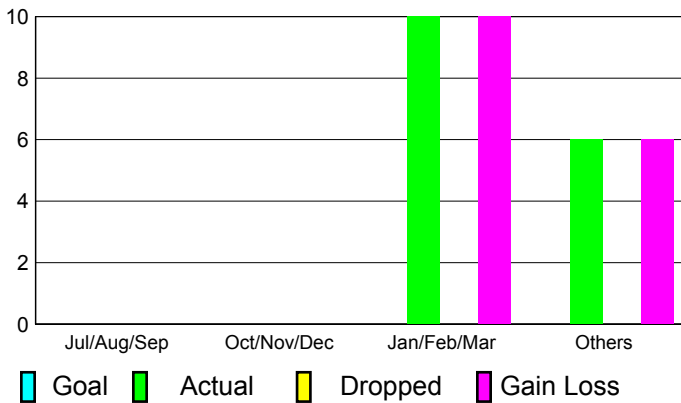
Club Results
2010-2011

Clubs
2009-2010

Month	New Club Goal	Actual New Clubs	Actual Dropped Clubs	Gain/Loss of Clubs	Gain/Loss of Clubs
Jul/Aug/Sep		0	0	0	
Oct/Nov/Dec		0	0	0	
Jan/Feb/Mar		10	0	10	6
Apr/May/Jun		6	0	6	0
Totals		16	0	16	6

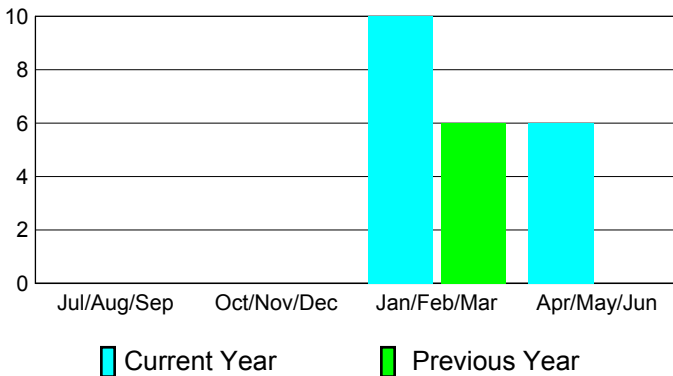
Club Results 2010-2011

Goal, New, Dropped, Gain/Loss



Comparison of Club Gain/Loss

Current Year Compared to the Previous Year



YTD Status Quo Clubs 2010-2011

Status Quo Clubs Compared to Status Quo Members



MEMBERSHIP

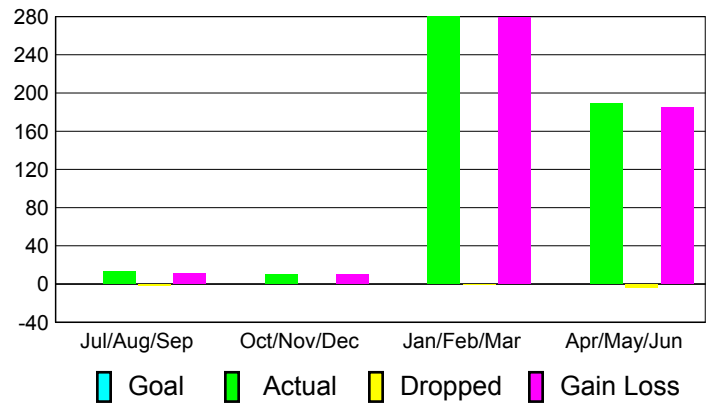
Membership Results
2010-2011

Membership
2009-2010

Month	Net Memb Goal	Actual New Memb	Actual Dropped Memb	Gain/Loss of Memb	Gain/Loss of Memb
Jul/Aug/Sep		13	-2	11	
Oct/Nov/Dec		10	0	10	
Jan/Feb/Mar		280	-1	279	191
Apr/May/Jun		189	-4	185	30
Totals		492	-7	485	221

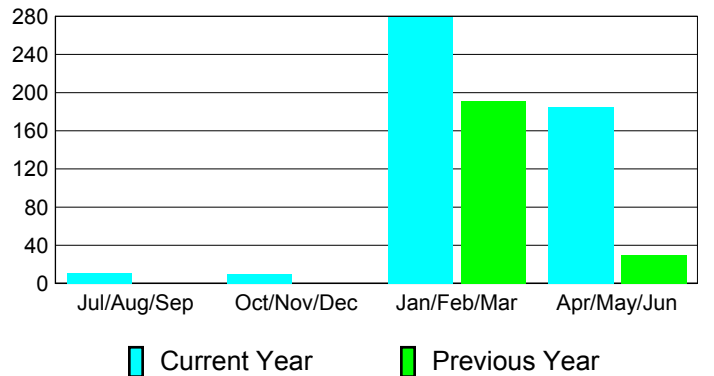
Membership Results 2010-2011

Goal, New, Dropped, Gain/Loss

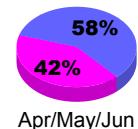
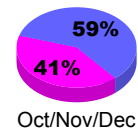
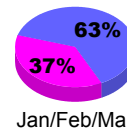
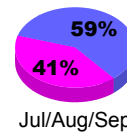


Comparison of Membership Gain/Loss

Current Year Compared to the Previous Year



Gender Comparison 2010-2011



Male

Female